

**The evaluation of impact of the EU structural funds on regional development in  
Latvia  
SIA "PKC"  
19.05.2008. - 20.08.2008.**

In order to evaluate the use of EU SF funding in accordance with Single Programme Document and the efficiency of structural funds management, the Managing Authority (Ministry of Finance) organizes thematic evaluation on SPD priorities and activities.

The objective of this evaluation is to analyse the impact of projects approved under EU SF (2004-2006) on regional development in Latvia.

The evaluation report consists of seven chapters. First chapter contains background information on regional development and regional policy in Latvia. Second chapter explains the methodology used in evaluation. Third chapter is devoted to regional development aspects within SPD. Fourth chapter contains the analysis of current situation of the implementation of SPD activities. In this chapter each activity is analysed in breakdown by planning regions and finally all activities of all four priorities are summed up. In the fifth chapter all activities of SPD are divided in to groups according their influence to sustainable development. Sixth chapter describes territorial factors within implementation of SPD. Final seventh chapter consists of conclusions and recommendations. All data and calculations are included in Annexes of the report.

The evaluation reports is prepared by the “Municipal Consulting Centre Ltd”(“PKC”) and the project manager of this evaluation is dr.oec. Inga Vilka (director of “PKC”, assistant professor of the University of Latvia of the Public administration department).

### **Breakdown of EU SF public financing by planning regions**

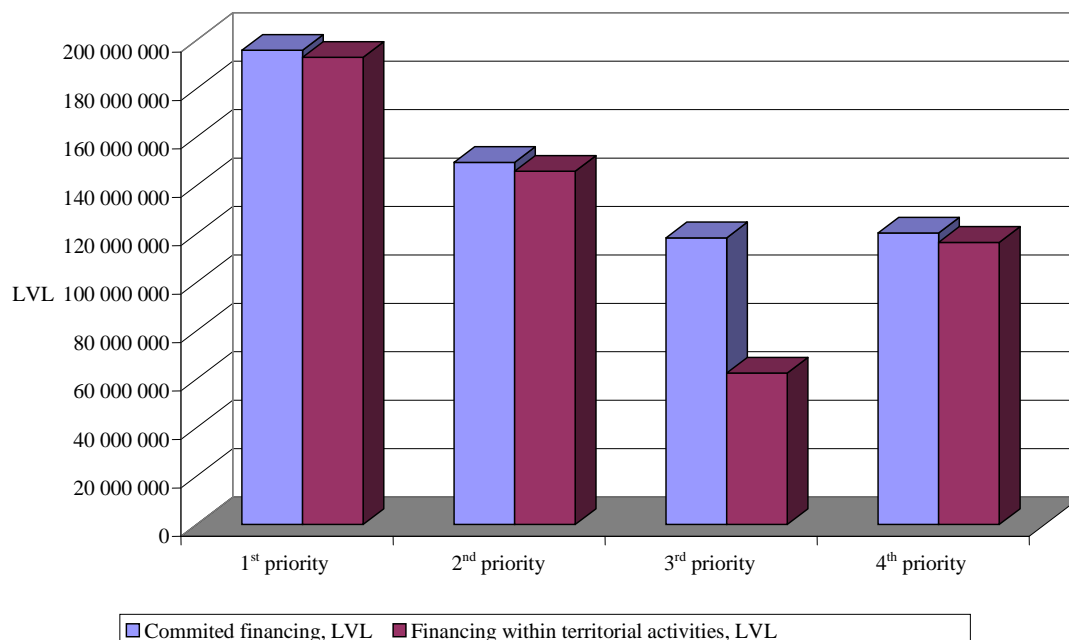
According to the Financial plan the total planned financing for implementation of SPD is 857'236'907 EUR, where 625'568'826 EUR are the funding of EU SF and 231'668'081 EUR – Latvian public funding<sup>1</sup>.

Committed financing of the territorial activities forms 88,7% from total committed public financing within four priorities. There is a very high proportion of territorial activities in the 1st, 2nd and 4th priority, whereas the 3rd priority contains a high proportion of national scale activities.

---

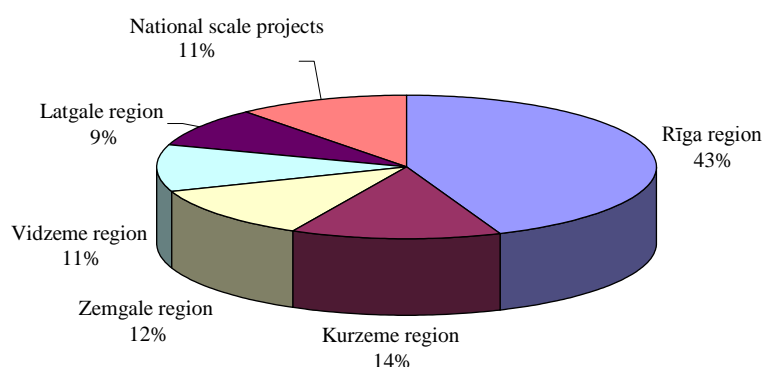
<sup>1</sup> <http://www.esfondi.lv>

Picture 1. Total public financing of SPD activities and the financing of territorial activities within priorities



There are five planning regions in Latvia. Within this evaluation the breakdown of public financing by planning regions is analyzed in four priorities.

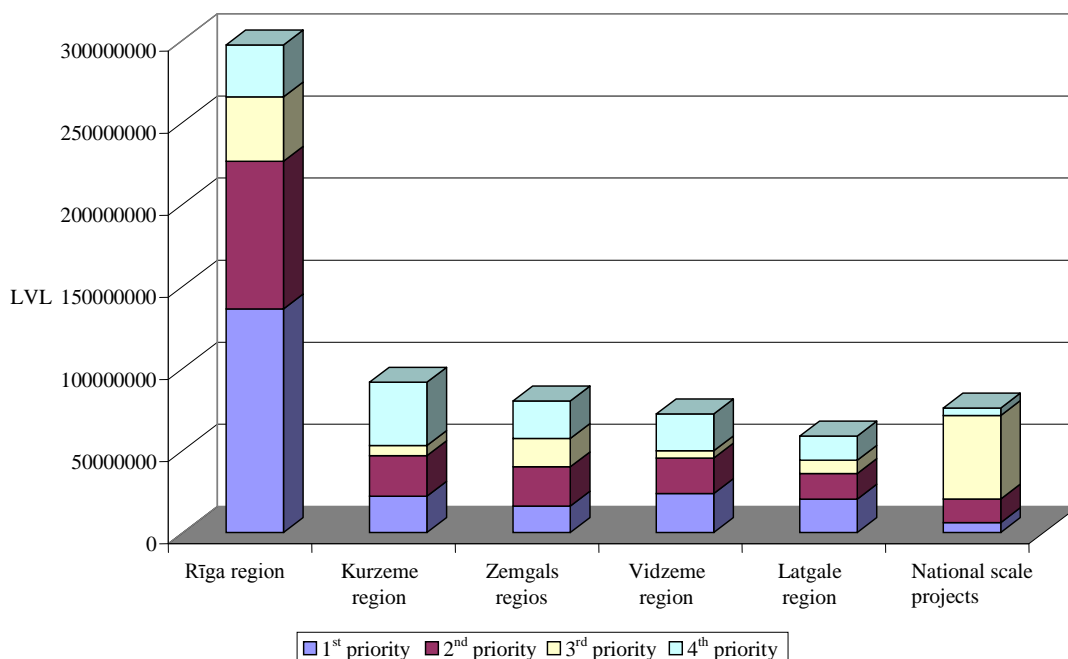
Picture 2. Breakdown of public financing of SPD by planning regions



The analysis reflects that the majority of total amount of public financing is committed to Riga region (43%), but the least – to Latgale region (9%).

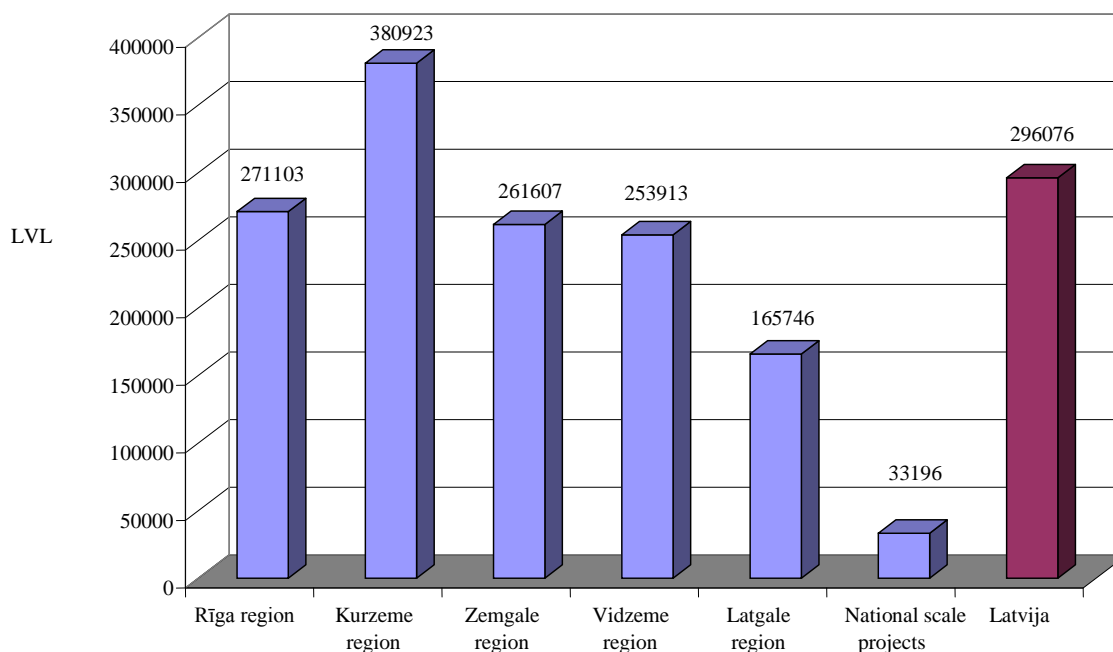
There is a direct coherence between total committed financing and socioeconomic development level in regions – more developed region attracts more funding.

Picture 3. Commitment of public financing of SPD by priorities in planning regions



The analysis of committed financing per capita shows the situation in comparing amounts. Average committed financing in Latvia is 296 LVL per capita. Largest amount of committed financing per capita is in Kurzeme region (380 LVL), but least - in Latgale region (166 LVL). Difference between the largest and the least is 2.3 times.

Picture 4. Committed public financing per 1000 capita in territorial activities by planning regions



## CONCLUSIONS AND RECOMMENDATIONS

### REGIONAL DEVELOPMENT TREND

<i>Conclusions</i>	<i>Justification</i>	<i>Recommendations</i>
1. Major disparities within socio - economic development level between different territories of Latvia exist for a long period.	Comparing five planning regions, as well as 33 administrative territories by statistical data reflecting socio economic situation and their dynamics shows that all together the disparities among the strongest and weakest territories do not decrease, on the contrary – they increase.	If the regional policy guidelines are not abolished or the goals modified, the regional development component needs to be integrated into all development planning documents of the state, sectors and separate territories as a real principle (not formal and demonstrative) and needs to be taken into account by implementation. <b>3</b>
2. The development indicators within the last years show that the development of Riga region has been much more rapid than in other regions, and thus the region keeps its significant dominant over other regions.	Changes in the number of inhabitants, GDP per capita, number of economically active entrepreneurs and enterprises per 1000 inhabitants, dynamics of territorial development index.	When defining the regional development goals, Ministry of Regional Development and Local Governments (hereinafter – MoRDLG) needs to indicate concrete instruments for achieving these goals. If there is no new regional policy formulated in this moment, instruments for achieving the goals stated in current guidelines need to be determined. In opposite – it needs to be stated in different state, EU funding and other international finance programmes, if it is related to regional development and to which goal specifically. The expected outcome in the country needs to be determined as well as its territorial division (approximate, indicative). <b>2</b>
3. Latgale region remarkably lags behind the Riga region and other Latvian regions, as well as country's average indicators.	Latgale region shows slow growth of the socio economic development level (GDP, unemployment); however it is the least developed region in most of socio economic development indicators. The decrease of population in Latgale is one of the most crucial obstacles in development.	
4. The development indicators within the last years show that the socio economic indicators of Kurzeme, Vidzeme and Zemgale regions become closer. That is happening as the increase tempo of Kurzeme region indicators is slowing down, whereas the two other regions are developing more rapidly. In some indicators Vidzeme region has overtaken Zemgale region.		

<p>5. In total Latvia remarkably lags behind the average development level of Europe. Also the Riga region development indicators lag behind the European Union and especially other European metropolitan regions. It is actual for Latvia to develop the whole country territory and to bring it nearer to the average European level, however the least developed territories in Latvia should be stimulated with more specific instruments.</p>	<p>Comparison of average EU GDP and GDP in separate countries to Latvia's GDP. Although after establishment of EU-27 Latvia has improved its position in relation to the average EU indicator, the comparison in absolute numbers and comparison to most developed countries show that the development level in Latvia is not satisfying.</p>	
<p>6. The regional policy in Latvia is too general. It lacks a concrete implementation mechanism.</p>	<p>After reading the planning documents and reports of the MoRDLG, which is the state authority responsible for the regional policy, it is not clear with which instruments will the goals stated in policy guidelines be achieved. There is no praxis yet to evaluate the results of regional policy. However the statistical data show increasing territorial differences and therefore a conclusion can be made that there is no drive towards one of the most important goals of regional policy.</p>	

## REGIONAL DEVELOPMENT COMPONENT WITHIN SPD

<i>Conclusions</i>	<i>Justification</i>	<i>Recommendations for the next periods</i>	<i>NSRF (2007.-2013.)</i>
1. SPD (2004-2006) cannot be evaluated as a targeted national regional policy document and it has also not been foreseen to have such a role.	Within SPD regional development aspects are included, but at the same time it has been set that SPD is not a plan foreseeing to improve the problems of differences in socio economic development level among territories of Latvia. Target indicators by territories are not set within SPD.	By defining tools (instruments) of the regional development policy, MoRDLG should provide suggestions which and to what extent goals of regional development policy should be reached with the support of EU structural funds. If it is foreseen, appropriate resultative indicators by territories should be elaborated. <b>2</b>	Two horizontal priorities in the NSRF (2007-2013) – „Balanced territorial development” and „International Competitiveness of Riga City” need to be applied by planning and implementing the EU funds activities, as well as the indicators for monitoring these horizontal priorities. Thus the regional policy goals stated in the Regional policy guidelines are incorporated into NSRF.
2. Within the SPD implementation system, there is a Management Information System (MIS) planned, reflecting operational information about supported projects in Latvia and allowing to analyse the data. However the centrally accessible information about the SPD implementation is incomplete, as in this period the system fails to provide resultative measures by territories. Also some technical problems appear, including insufficient communication of system administrators to	In order to carry out the territorial analysis, the necessary data from MIS need to be regrouped by taking into account the territorial scale of each activity.	The Managing Authority needs to improve the EU SF MIS in order to provide more correct and precise information about the implementation of the plan by territories. <b>3</b> It is important for MIS to provide the data by territories. <b>3</b> It is advised for MIS to deal with regional data division by using six statistics regions (NUTS 3) and national scale projects instead of using five planning regions and national scale projects.	The regulation no.419 by Cabinet of Ministers (26.06.2007) set the order, how the institutions involved in management of EU SF and Cohesion Fund provide preparing planning documents and implement these funds. Point 3.3. states that MoRDLG is responsible for coordination of above mentioned horizontal priorities. Impact of each measure and activity on implementing these horizontal priorities and the implementation's territorial principles are set in NSRF OPs and Programme Complements (hereinafter – PC). MoRDLG has elaborated methodology for implementing the horizontal priorities of balanced territorial

the users.			development and international competitiveness of Riga City (hereinafter – methodology). The methodology should provide a unified approach for integrating the goals and principles of the horizontal priorities in the process of planning, implementing and monitoring the EU funds, thus fostering the realization of regional policy goals. Methodology defines the goals of priorities and creates mechanisms for their implementation (i.e. evaluation of activity's impact on implementing horizontal priority, application of territorial principle – specific, territory-targeted activity, specific project evaluation criteria, differentiated co-financing rate or territorial quota). Mechanism is set also for monitoring the implementation of these activities. In order to estimate the contribution of EU funds activities in fostering balanced development, an agreement was concluded among responsible institutions about support planning and monitoring by territories, where indicators according to the planning regions were set for each OP action line and activity.
3. The monitoring of territorial differences foreseen in SPD has been performed by 1st level Intermediate Bodies in their semi-annual reports. Overall this monitoring is very formal. There are only some positive exceptions (Ministry of Welfare, Ministry of Health), which have analysed the situation in relation to territories.	Analysis of the chapter „Horizontal priorities” in the semi-annual report of the 1st level Intermediate Bodies.	In the regular monitoring reports institutions need to indicate if and to what extent their activity is targeted to a horizontal priority of regional development. Actions for its implementation need to be indicated, (for example, criteria in guidelines, differentiation of the support intensity, territorial quotas), the division of the allocated funding and expected results by territories. <b>3</b>	
4. Lack of the unified information system composing the information about the implementation of different (national and EU) development programmes is the obstacle for the thorough situation analysis of their implementation in territories of Latvia.	The implementation of SPD, Rural Development Plan, Cohesion Fund, state regional development support instruments and other development programmes is not analyzed in integrated (unified) system.	MoRDLG (in the framework of the planned Regional development monitoring and evaluation system) should provide the gathering and the evaluation of the mentioned information by territories for the time period till 2008 (inclusive), by including only input indicators. Input and output indicators should be gathered by starting the implementation of period 2007-2013. At the same time other state institutions should provide accessibility of their information systems for the needs of Monitoring and evaluation system of regional development. <b>3</b>	



## SIGNIFICANCE

The significance of EU Structural Funds support for the planning regions of Latvia and territorial cohesion

<i>Conclusions</i>	<i>Justification</i>	<i>Recommendations</i>	<i>NSRF (2007.-2013.)</i>
1. SPD is important tool for the development of the whole country.	The amount of SPD funding in comparison to different budget positions and other development programmes shows its significance in development of Latvia in period 2004 -2006. It was confirmed by the thematic evaluation about the macroeconomic impact of EU funds made by BICEPS in 2008.	During the next planning period one of the most important development tools will be implemented by EU funding within the framework of NSRF and Rural Development Strategy. Therefore it is important that these documents and their subdocuments (like NSRF Operation Programmes (hereinafter – OP) and Activity Regulations)	MoRDLG has elaborated the methodology for implementing horizontal priorities – balanced territorial development and international competitiveness in Riga City – into NSRF.
2. SPD has a major role in regional development or development of separate territories of Latvia.	88,7% of SPD planned funding is allocated to territorial activities, which result in concrete territories, thus having impact on their development.	incorporate the principles of national regional development, which should be formulated by MoRDLG. <b>3</b>	
3. SPD promotes the development of Specially Assisted territories (less developed territories).	One of the main regional development tools (instrument) in Latvia - The development programme of Specially Assisted territories - has been continued by integrating it into SPD in the form of grant scheme. The average financing for this programme with the support of EU SF per year considerably exceeds the funding available from the Regional Fund in the last years (in the framework of SPD those were nine million lats, whereas	It is recommended to continue special activities for Specially Assisted territories. <b>2</b>	An activity “Co-financing to the Investments in Micro and Small-sized Enterprises Operating in the Specially Assisted Areas” within the OP “Entrepreneurship and Innovations” will be implemented (under Ministry of Economics).

	before it was appr. one million lats from Regional Fund).		
4. Municipalities with the lower development level are promoted to implement EU structural funds projects (in specific SPD activities). This opportunity is to certain extent targeted towards reducing regional disparities.	Regulation of Cabinet of Ministers no. 124 (02.03.2004) defines the process of provision of subsidy from the State Budget to municipalities for the implementation of projects supported by SPD programmes. The Territorial development index is being used for determining the volume of the subsidy; all together municipalities can receive up to 60% of the needed national funding. Municipalities are ranked into five groups, and as the Territorial development index is higher, as smaller is the subsidy from state budget.	3. It is suggested in next planning period to continue differentiation of the support depending on the development level of municipalities. <b>2</b> 4. MoRDLG should elaborate methodology for estimating the territorial development index, by taking into account the results of Administrative territorial reform. <b>2</b>	MoRDLG has elaborated Regulation of Cabinet of Ministers, which defines the estimation and application of territorial development index to local and district municipalities, as well as planning regions. Another Regulation defines the process of provision of subsidy from the State Budget to municipalities for the implementation of projects supported by EU SF and CF. After approval of above mentioned regulations, the regulation no.124 (02.03.2004) will become invalid.
5. There is coherence between the division of the total funding of SPD four priorities and the socio economic development level of the region	The most developed region (Riga region) has attracted the biggest funding, least developed region (Latgale region) – the smallest funding. Therefore a direct coherence between the attracted amount of funding and Territorial development index exists.	MoRDLG should state in the regional policy, if the implementation of NSRFD is to reduce the territorial disparities. <b>2</b>	

<p>6. Due to the implementation of the SPD, Kurzeme region, Vidzeme region un Zemgale region can increase their development level close to the development level of Riga region.</p>	<p>Within the SPD the amount of EU SF funding per capita differs in regions - Kurzeme region, Vidzeme region and Zemgale region receive more than Riga region and Latgale region.</p>		
<p>7. The projects funded by EU SF (2004-2006) within the framework of SPD will increase the difference in development level between the less developed region – Latgale and other regions.</p>	<p>In total Latgale region received the smallest funding both in absolute and relative numbers.</p>		
<p>8. The activity of project applicants differs by territories because of different subjective and objective factors.</p>	<p>The activity of project applicants depends on the existing experience and professional competence, as well as interest and activity of staff involved. There are cases when the activity of project applicants of one SPD activity in particular territory has increased because of larger number of potential project applicants (target group) or problems to be solved by this SPD activity is crucial.</p>	<p>Planning regions should evaluate the Project pass-rates within activities, and analyse, in which activity the pass-rate has been the lowest and accordingly organize stimulating activities, for example, distribute additional information, consult, analyze the mistakes and the best practice.</p> <p><b>2</b></p>	

<p>9. In overall, the differentiation of the support intensity is not enough applied within the SPD activities. Activities, where the differentiation has been applied, have been marked as having a positive impact to the stimulation of regional projects outside Riga.</p>	<p>The differentiation of the support intensity is foreseen:</p> <ul style="list-style-type: none"> <li>- In projects of municipalities depending on the territorial development level in accordance to Regulation of Cabinet of Ministers,</li> <li>- In some activities of Rural Support Service depending on advantageous and disadvantageous territories,</li> <li>- From 2006, in some Grant Schemes of Latvian Investment and Development Agency (LIDA) depending on the territory (in Riga least portion of support intensity).</li> </ul>	<p>Institutions responsible for preparing the activity guidelines, should foresee wider support intensity differentiation by territorial development level or some other territory related indicator. It is advised to consult with MoRDLG in regards to this matter. <b>2</b></p> <p>It is advised for Ministry of Economics to foresee the support intensity differentiation in the activities supporting Specially Assisted territories (especially because the assisted territories cover a very large territory). <b>2</b></p>	<p>Ministry of Economy has elaborated Regulation no.798 (20.11.2007) of Cabinet of Ministers for implementing activity “Co-financing to the Investments in Micro and Small-sized Enterprises Operating in the Specially Assisted Areas” within the OP “Entrepreneurship and Innovations”. Its annex no.6 “Evaluation criteria for project applications” contains a criterion that gives points according to the scale of territorial development index. The most points are given for the projects handed in by entrepreneurs from Specially Assisted Territories with lower territory development index.</p> <p>Rural Development Programme 2007-2013 and Action Programme for implementing support of Financial Instrument for Fisheries Guidance also contain specific project evaluation criteria, which give forehand to projects from territory with lower development index or for agricultural activities in disadvantageous territories. There is also differentiation for support rate foreseen by application of the division in territorial development index groups.</p>
--	---	---	---

<p>10. The representation in regions of institutions involved in administration of EU SF affect positively the activity of final beneficiaries and project applicants.</p>	<p>The experience of Rural Support Service, State Employment Agency, Central Finance and Contracting Agency shows that the Project applicants and final beneficiaries use the possibility to hand in the documents as close as possible to where they live (work). In the opinion of the planning regions representatives it would be useful to provide regional operation of LIDA.</p>	<p>It is advised to consider a possibility to establish regional units also for other institutions. Not necessarily there should be a branch office in each region, whereas a special attention should be paid to Latgale region as it the remarkably weakest region and the most further from Riga (centre). Therefore it is advised to establish a branch office of LIDA in Latgale region. <b>2</b></p>	
--	---	--	--

## EFFICIENCY

Is it possible to reach the planned results (in accordance to indicators set) by the available resources

<i>Conclusions</i>	<i>Justification</i>	<i>Suggestions</i>
<p>1. Target indicators set in SPD and in PC do not describe the development of planning regions, but the development of the whole country. Wherewith the forecast about the achieving the targets of indicators can be made for whole the country.</p>	<p>Any of target indicators in SPD and in PC are not set by territories, but about whole country.</p>	<p>Target indicators by territories should be set in the monitoring reports of the implementation of NSRF (not necessarily all of the indicators). <b>3</b></p>

## EFFECTIVENESS

To what extent regional development can be promoted by available resources (funding)		
<i>Conclusions</i>	<i>Justification</i>	<i>Suggestions</i>
1. Regional development planning documents in the period of 2004-2006 are overall and wide. Regions have not defined a limited number of targeted priorities. Positive changes in the future might be reached by strengthening the status of planning regions, as well as the guidelines for preparation of territorial strategies made in the framework of MoRDLG and OECD LEED Programme.	Most of the regional planning documents include wide set of priorities to avoid the situation that support provided in any of fields are not in accordance to regional planning documents.	As the solution, after the approval of planning document, regions should define limited set (number) of priorities (measures and activities). Or within the limits set ranges for measures and activities – e.g. very significant, significant and not so significant. Accordingly, all SPD activities include one project assessment criteria (number of points) related to development priorities defined by regions. <b>2</b>
2. Due to the different composition of regional planning documents (in different regions) it is hard to compare them with each other and with SPD.	There is no regulation on the unified composition for regional planning documents.	
3. In general priorities and measures set by regions in planning documents (which have different structure) comply with SPD priorities.	All of the regional planning documents include such priorities as the socio economic development, the human resource development, infrastructure, living environment and rural development, etc.	
4. The analysis of the measures of regional planning documents (operational level) shows that most of the measures can be supported and promoted by SPD, but there is also a set of measures of planning regions that cannot be supported by SPD.	All planning regions have issued the need for more funding for the development of transport infrastructure. Housing as one of crucial problems have not been addressed	In the fields that are not supported by SPD but should be promoted to stimulate regional development planning regions should seek for (attract) another support instruments (tools), concentrate local resources or attract private investments (initiatives). <b>2</b>
5. Priorities of regions differ.	Riga region points the necessity for more funding for HRD infrastructure development, in particular crucial is a lack of investments in pre-school educational institutions. Kurzeme, Zemgale and Latgale regions have marked the lack of investments in the business related public	Specifically targeted measures/ activities for each of the planning regions (based of precise, targeted and narrow set of priorities) could be considered. For example, the support to the development of business related infrastructure is actual necessity outside Riga, but construction of pre

	<p>infrastructure (e.g. business, technological and industrial parks, business incubators). The development of the Public – private partnership should be promoted by SPD. Lack of funding in health care infrastructure has been issued by Zemgale region. Vidzeme region has planned to attract more funding for tourism and Latgale region highlights the necessity of promotion of the development of international airport within the region.</p>	<p>– educational institutions for children (kindergartens) are actual necessity for Riga region.<sup>2</sup></p>
<p>6. National programmes are a tool how to ensure strict division of support by territories or to particular territories targeted support.</p>	<p>Within this planning period some National Programmes include division of financing by planning regions (in few it is equally divided by planning regions).</p>	<p>SPD activities that should ensure justified territorial division should be implemented by National Programmes and the territorial division of financing should be justified by the comparison of needs.<sup>2</sup></p>
<p>7. Project evaluation criteria do not assure the application of regional development aspects.</p>	<p>Assessing the regional development aspects (components) included in project evaluation criteria, they are formal and overall in most of SPD activities. There are some exceptions – e.g. SPD activity no 1.3.2. Thematic evaluation of horizontal priorities was carried out by Ernst&amp;Young in 2007.</p>	<p>It is suggested to include more territory related criteria in guidelines.<sup>3</sup></p>
<p>8. It is considerable as good that the cooperation between planning regions (development agencies and since 2007 – administrations) and national institutions in management of EU SF increase.</p>	<p>It has been express by the representatives of planning regions and national institutions. The regional EU SF information centres supported by TA will promote this cooperation.</p>	<p>To ensure the cooperation between representatives of planning regions and national institutions, and to continue the representation of planning regions in the Monitoring committee. <sup>3</sup></p>
<p>9. Although the status of planning regions becomes more certain, it will be complicated for planning regions (administrations) to implement EU SF projects in future (especially the ones of bigger scale).</p>	<p>The status is not clear enough. Small amount of own resources, which doesn't allow to take credit for pre-financing or to ensure the co-financing in projects. Municipalities are not interested in co-financing regional institutions.</p>	<p>Regional scale projects can be more efficient than local projects, if similar activities are to be implemented in wider territory (like activity 1.3.2.), as the administrative costs can be saved. In future regions should be able to implement regional scale projects for municipalities. <sup>2</sup></p>

<p>10. One of the initial obstacles for municipalities to implement EU structural funds projects more actively was pre-financing principle. Municipalities had to borrow complying with overall rules. Positive changes have been made in the regulations, and thus municipalities can operatively and successfully borrow accordingly to their year's credit limit.</p>	<p>According to the changes in legislation, the lending requests are evaluated in the Control and Monitoring Council of Municipal Lending and Guarantee in a prior sequence, and only for those municipalities, whose projects are already approved.</p>	<p>To keep and strengthen the system, that approved projects receive lending without out of turn.<sup>3</sup></p>
--	--	---

## IMPACT

EU structural funds impact on balanced territorial development and development of whole Latvia

<i>Conclusions</i>	<i>Justification</i>	<i>Suggesti</i>
<p>1. SPD activities in 2004-2006 have significant macroeconomic impact, and an overall positive impact to Latvia's development.</p>	<p>Thematic evaluation by BICEPS about the macroeconomic impact evaluation of EU structural funds.</p>	
<p>2. Implementation of SPD increases differences between the weakest Latgale region and other planning regions.</p>	<p>It is assumed that SPD financing in comparable amount (amount of financing per capita) is closely related to the impact on the development level of territory – more financing per capita, faster growth in development level.</p>	<p>The nati related to specific support include evaluatio</p>
<p>3.No SPD activity foresees use of planning region quotas, however those could be useful in the case of clear regional policy.</p>	<p>Central Statistical Bureau carried out a survey to the Heads of municipalities in 2007. The answers to the question if the territorial quotas were useful by implementation of Public Investment Programme, were following: Yes – planning regions – 9,5%; Yes – districts – 25,5%; Yes – local municipalities – 55,4%; No – not needed – 7,7%.</p>	<p>Territoria regions s results by Taking Administ quotas an should be quotas sh  <ul style="list-style-type: none"> <li>• as eq</li> <li>• regio</li> <li>• bigge</li> <li>• stand</li> <li>• bigge</li> <li>• bigge</li> <li>• of hig</li> <li>• bigge</li> <li>• has</li> <li>• activi</li> </ul> </p>

## SUSTAINABILITY

Will the sustainable development of Latvia be ensured by projects supported within SPD

<i>Conclusions</i>	<i>Justification</i>	<i>Suggestions</i>
<p>1. EU structural funds ensure sustainable development, however the possibilities to promote sustainability in the development have been used insufficiently. More sustainable activities would provide more stable development of Latvia in future.</p>	<p>Dividing all SPD activities in those that strongly promote sustainability and those that do not, in accordance to total planned amount of financing (plan of 1 January 2006), 58% of total planned public financing compose activities that strongly promotes sustainability and 42% that do not promote sustainable development directly.</p>	<p>The development plan national funding should promote sustainability.2 Within measures under development of innovative instruments for start - up. However there is low demand for the support in the field (laboratories) development (programmes) for development support centres, business etc.) instead the direct envisaged. Thereto territorial business support services. For instance, there is no whereas the creation of Vidzeme and Kurzeme environment in these regions. Under Priority 3 more related to researches and programmes. Under Priority 4 more rural and port infrastructure</p>
<p>2. The proportion of activities promoting sustainability under priorities differs. The major part of activities promoting sustainability is under Priority 1 and least part of such activities is under Priority 4.</p>	<p>The proportion of activities under priorities strongly promoting sustainable development is as follows:            Priority 1 – 100%;            Priority 2 – 37%            Priority 3 – 61%;            Priority 4 – 12%</p>	